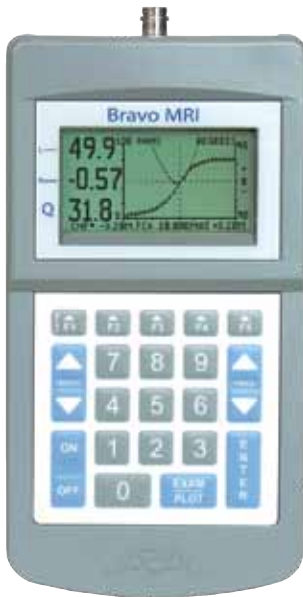
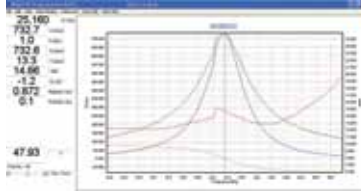


VIA Bravo MRI™ & MRI II™ Network Analyzers

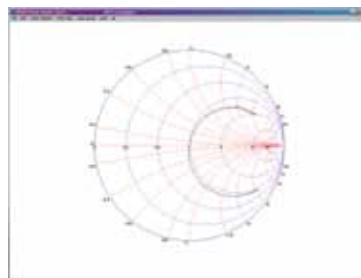
For Testing MRI Coils 0.1 - 3.0T



PC Vision VIA Chart



PC Vision Smith Chart



The VIA Bravo MRI & MRI II are Network Analyzers that accurately measure impedances from 2 to 2000 Ohms, resistance, phase angle, X, Q, return loss, and SWR. Both Bravos can simultaneously provide graphical display for any two measurement parameters. The frequency sweep is plotted in the X axis and independent left and right Y axis scales are user selectable. The Bravo's portability and ability to function in close proximity to magnetic fields make it the ideal test instrument for installing and servicing MRI systems. Additionally, our Bravo products come with Bravo PC Vision™ software. This software permits remote control operation of the Bravo MRI or MRI II to upload test results to a PC or laptop, view the VIA or Smith Charts in full color, store and print complete analyzer documentation. While the Bravo's LCD can support displaying two parameters, PC Vision can display one or all the testing parameters at once. The Bravo MRI or MRI II will save time, reduce capital expenditures, and reduce costs typically associated with the installation and servicing of MRI Systems.

Specifications

- Frequency/Tesla Range: Bravo MRI - 100KHz to 70MHz (0.1 to 1.5T)
Brave MRI II - 100KHz to 200MHz (0.1 to 3.0T)
- Tuning Resolution: < 0.02% of Center Frequency
- Measurement Speed: ~ 1 Sweeps/Second
- Freq. Display Width: 0 -12.8MHz/80 data pts/Large Readout Mode
0 - 16MHz/100 data pts/Small Readout Mode
- Impedance Range: 0 to 2000 Ohms
- Impedance Scales: 0 to 100 Ohms Minimum
0 to 2000 Ohms Maximum
- Phase Angle Scales: ± 15 to ± 180 Degrees
- Harmonic & Spurious: >30 dB below fundamental
- Output Power: ~ -15 dBm @ 50 Ohms
- Power Requirements: 13.8 to 18 VDC @ 400mA Min.
- Input Connectors: BNC for Bravo MRI
N Type for all other models
- Display: 64 x 128 pixels backlit LCD
- Non Volatile Memory: Slots 1-16 Instrument presets
Slots 17-24 presets & data
- Dimensions: 8.5x4.3x2.25" (215x110x57mm)
- Weight: 20 oz (640g) without batteries

Benefits

- Provides rapid coil performance analysis
- Improves MRI reliability
- Improves MRI image quality
- Reduces service wait time
- Reduces MRI out of service time
- Operates in magnetic environment
- Can be operated in remote control from a PC or laptop
- Document coil performance and tuning
- Maintain servicing records for coils
- Bravo MRI II model has N type dual-ports (S11 & S21) for coil-to-coil loss/separation measurements

Optional Accessories

Kit Carrying Case, Soft Part# 6015-1002
Large reinforced soft sided carrying case with product wells in closed foam insert and shoulder strap

Kit Carrying Case, Hard Part# 6015-1003
Large hard-shell carrying case with product wells in closed cell foam block. Case has gasket seal with handle, padlock holes and pressure vent.



6015-1002



6015-1003

Ordering Information

Models

- VIA Bravo MRI..... 6015-5000
- VIA Bravo MRI II..... 6015-5250

All Models Include:

- PC Vision software
- Serial Cable, 25ft (7.6m)
- AC Adapter, 90-240VAC 50-60Hz
- Padded Carrying Case
- Calibration Terminators



5933 Sea Lion Place, Suite 112
Carlsbad, CA 92010
TEL 800-258-7805 or +1-760-931-8979
FAX +1-760-931-8969



Made in the USA